




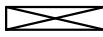













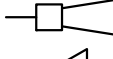









Legende Installationstechnik HKLS:

- | | | | |
|---|----------------------------|---|----------------------------------|
|  | ASA = Absperrarmatur |  | HZK = Heizkörper |
|  | SRV = Strangregulierventil |  | KV = Konvektor |
|  | RSK = Rückschlagklappe |  | KR = Fan Coil |
|  | MV = Motorventil |  | GE = Einbauteil, Gerät Allgemein |
|  | WZ = Wasserzähler |  | PU = Pumpe |
|  | GZ = Gaszähler |  | KE = Heizkessel, Gastherme |
|  | FIL = Filter |  | UT = Unter/Obertischspeicher |
|  | PST = Putzstück | | |

Legende Elektrotechnik:

- | | | | |
|---|---------------------|---|--|
|  | Fensterbankkanal |  | Fluchtwegleuchte |
|  | E-Verteiler |  | Deckenleuchte |
|  | Schalter 1-polig |  | Wandleuchte |
|  | Wechselschalter |  | Signalhupe |
|  | Serienschalter |  | Lautsprecher |
|  | Bodendose |  | Uhr |
|  | Steckdose Schucko |  | Gegensprechanlage |
|  | Telefon/EDV Dose |  | Glocke |
|  | 1-poliger Anschluss |  | Wippschalter
(Jalousien, Vorhang,...) |

PROJEKT _____
 ADRESSE/ORT _____
 NAME/DATUM _____

GESCHOSS _____
 TOP _____
 TYP _____